




Giuseppa Baranyi B.Sc., Ph.D.
Sales Representative



Giuseppa's Erin Mills Report

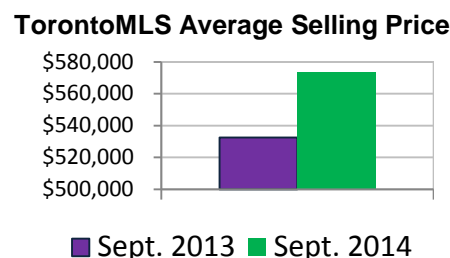
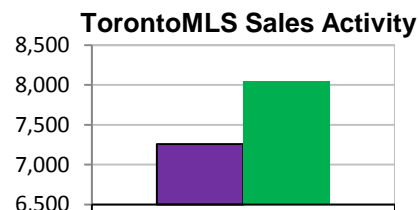
Fall 2014

SOME FACTS AND FIGURES ABOUT THE HOUSING MARKET

Average Price Growth Continued in September

Toronto Real Estate Board reported 8,051 sales through the TorontoMLS system for the GTA in September 2014. This result was up by 10.9% compared to 7,257 transactions reported in September 2013.

The average selling price in September 2014 was \$573,676, up by 7.7% in comparison to the average of \$532,455 reported in September 2013. Average year-over-year price growth was strongest in the City of Toronto.



Mississauga

2014 Monthly Statistics - Mississauga*

Month	Sales	Average Price
January	458	\$474,406
February	641	\$489,367
March	886	\$496,197
April	1,086	\$523,269
May	1,193	\$519,487
June	1,122	\$506,021
July	1,031	\$513,602
August	805	\$484,466
September	807	\$505,218

The average selling price of all home types in Mississauga in September 2014 (\$505,218) increased by 1.1% in comparison to that reported in September 2013 (\$499,596).

Year-over-Year Summary*

Mississauga	Sept. 2013	Sept. 2014
Sales	813	807
Average Price	\$499,596	\$505,218
Average Days on Market (DOM)	26	26

* Source: Toronto Real Estate Board (TREB)



TOP 1% IN
CANADA
2007-2012

www.TaylorMadeTeam.ca

5055 Plantation Place, Mississauga, ON L5M 6J3

Office: 905-828-1122 Cell: 647-290-4296

giuseppabaranyi@royallepage.ca



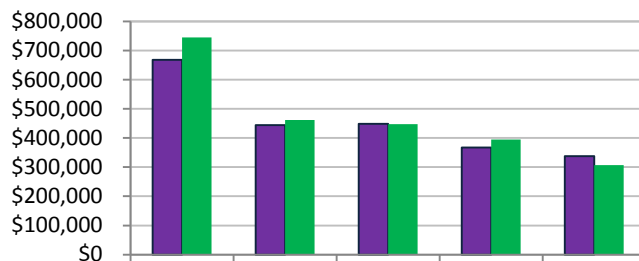
Royal LePage Real Estate
Services Ltd., Brokerage

A View By Major Home Type – Third Quarter 2014

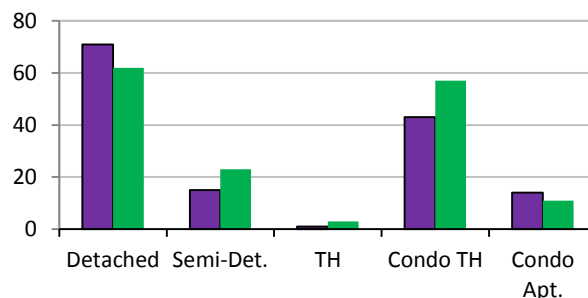
Erin Mills	Sales	Average Price	Average DOM
Detached	62	\$745,637	20
Semi-Detached	23	\$462,039	19
Townhouse	3	\$447,667	8
Condo Townhouse	57	\$395,116	22
Condo Apartment	11	\$306,909	31

■ Q3-2013 ■ Q3-2014

Erin Mills: Average Selling Price (,000s)



Erin Mills: Sales (Number of Transactions)



Source: Toronto Real Estate Board (TREB)

Some Highlights – Third Quarter 2014

The average selling price of all freehold homes in **Erin Mills** in Q3 2014 was \$667,357 (86 sales) with an average days on market of 19 days. Prices ranged from \$400,000 to \$ 3,050,000.

This represents an average year-over-year increase of 5.5% as compared with Q3 2013.

The average selling price of all condominium homes in **Erin Mills** in Q3 2014 was \$377,131 (70 sales), with an average days on market of 23 days. Prices ranged from \$141,500 to \$813,400.

This represents an average year-over-year increase of 4.7% as compared with Q3 2013.

FOR MORE INFORMATION

PLEASE CALL ME AT 647-290-4296

What Some Clients Are Saying ...

“Giuseppa is pleasant, helpful, knowledgeable, and dedicated. We have no qualms recommending her excellent service to prospective buyers, knowing that they will not be disappointed!

Having been Giuseppa’s client more than once, we keep coming back knowing that her knowledge, dedication, and kind demeanour will make the experience of finding a suitable home less of a hassle and more of an adventure!”

Ahmed and Rola

